


UTE 570 HD EPS



REVISED AIR FLOW MANAGEMENT FOR RIDER COMFORT



44 HP



ON DEMAND TRUE ALL WHEEL-DRIVE (AWD)



555KG TOWING CAPACITY



41KG FRONT / 180KG REAR CARRYING CAPACITY




VERSATRAC TURF MODE




44 HP



ENGINE BRAKING SYSTEM & ACTIVE DESCENT CONTROL (ADC)



DUMP BOX WITH 180KG CAPACITY



MIRRORS, INDICATORS, HORN



HEAVY DUTY FEATURES

ENGINE & DRIVETRAIN

Displacement / Engine Type	567 cc / 4-Stroke DOHC Single Cylinder
Drive System	True On-Demand AWD/2WD
Horsepower	44 hp @ 7300 RPM
Torque	49 Nm @ 5900 RPM

SUSPENSION

Front Suspension	MacPherson Strut 20.8 cm Travel
Rear Suspension	Dual A-Arm, IRS 24.1 cm Travel
Front Tyres	25 x 8-12; 489
Rear Tyres	25 x 10-12; 489
Wheels	Stamped Steel

DIMENSIONS

Front/Rear Rack	40.8 kg / 180 kg
Towing Capacity	555 kg
Fuel Capacity	17.0 L
Ground Clearance	27.9 cm
Vehicle Size (L x W x H)	228 x 121.9 x 121.9 cm
Payload Capacity	320 kg
Wheelbase	142.2 cm
Dry Weight	338 kg

ADDED FEATURES

Carrying Capacity	Dump Box with 180 kg
Steering	Electronic Power Steering
Safety	Mirrors, Indicators & Horn
Heavy Duty	Driveshaft Spline Seals, Sealed Ball Joints Sealed Suspension Bushings
Descent Control	Engine Braking System & 4 Wheel Descent Control (4WDC)